

**RUSH
WITT &
WILSON**



**2 Second Avenue, Bexhill-On-Sea, East Sussex TN40 2PJ
£405,000**

A detached chalet style bungalow positioned on a large corner plot with beautiful established private front, rear and side gardens, located in this convenient location within a very short walk to the Bexhill retail centre with its wide range of amenities. Offering bright and spacious accommodation throughout, the property comprises bay fronted living room, modern fitted kitchen, dining hall, two bedrooms to the ground floor and modern fitted shower room. To the first floor, the property comprises an additional two double bedrooms and modern shower room. Other internal benefits include gas central heating to radiators, double glazed windows and doors throughout externally. The property boasts a driveway providing off road parking for multiple vehicles and garage. Viewing comes highly recommended by Rush Witt & Wilson, Sole Agents. Council Tax Band D.



Entrance Porch

Entrance door leading to entrance hallway.

Entrance Hallway

Entrance door, radiator.

Living Room

14'0" x 12'1" (4.28m x 3.69m)

Double glazed bay window to front elevation with glass panelled door giving access onto the side, double radiator.

Kitchen

10'4" x 8'11" (3.15m x 2.72m)

Modern fitted kitchen with wall mounted wall and base units with straight edge worktop surfaces, sink with drainer and mixer tap, space for free standing cooker, integrated microwave, integrated dishwasher, tiled splashbacks, double glazed windows to the side elevation, glass panelled door leading out onto the conservatory. Gas central heating boiler.

Conservatory

9'4" x 6'3" (2.87m x 1.91m)

Windows to the side and rear elevations with glass panelled door opening onto the rear garden, tiled floor, radiator.

Bedroom One

13'1" x 9'10" (4m x 3m)

Double glazed windows to the front elevation, radiator, built-in wardrobe cupboards with hanging space and shelving.

Dining Room/Bedroom Two

14'8" x 9'10" (4.48m x 3m)

Double glazed windows and French doors giving access onto the rear garden, radiator.

Dining Hall

8'11" x 8'3" (2.74m x 2.52m)

Windows to the rear elevation, stairs leading to first floor.

Downstairs Shower Room

Modern suite comprising w.c. with low level flush, vanity unit with wash hand basin and mixer tap, walk-in shower cubicle with chrome wall mounted shower controls, chrome shower attachment and chrome shower head. Obscured double glazed windows to the side and double radiator.

First Floor Landing

Velux windows to the rear elevation.

Bedroom Three

16'11" x 15'7" (5.17m x 4.76m)

Velux windows to the front and rear elevations, fitted wardrobe with matching chest of drawers, eaves storage and double radiator.

Bedroom Four

17'2" x 10'9" (5.24m x 3.29m)

Velux windows to the front and rear elevations, eaves storage and double radiator, fitted bedroom furniture comprising wardrobes and a chest of drawers.

Shower Room

With en-suite comprising w.c. with low level flush, vanity unit with wash hand basin and mixer tap, walk-in shower cubicle with chrome wall mounted shower controls, chrome shower attachment and chrome shower head. Obscured double glazed windows to the front elevation.

Outside**Front Of Property**

Block paved driveway providing off road parking for multiple vehicles and garage and beautifully established and maintained private front gardens enclosed with fencing and shrubbery including various fruit trees, shrubs, plants and flowers.

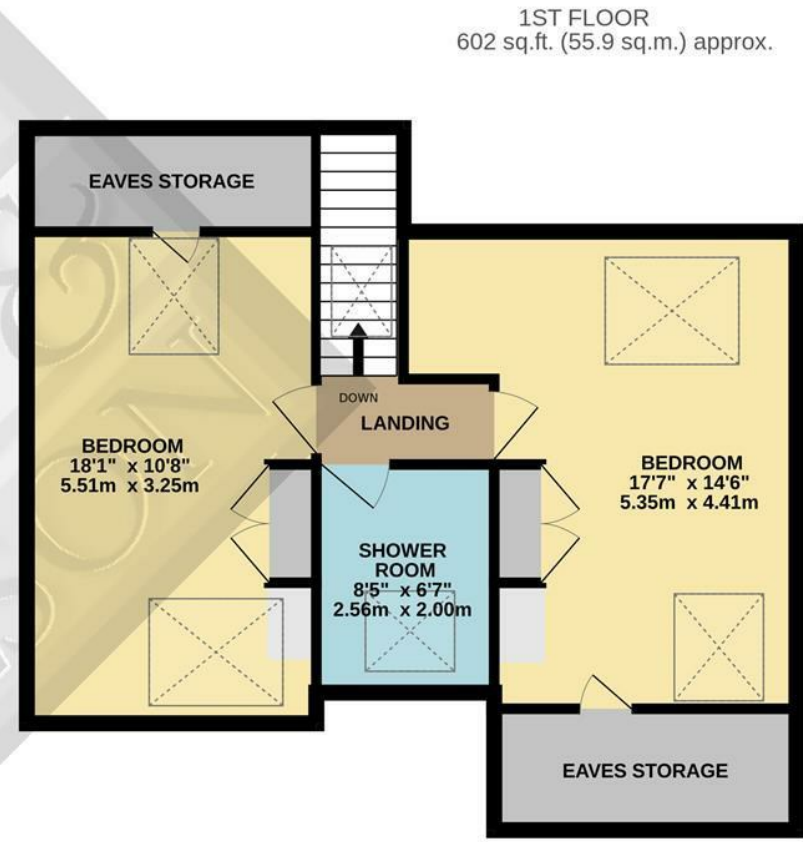
Garage**Rear Garden**

Raised decking areas suitable for alfresco dining and beautifully established plants, shrubs and trees of various kinds and pebbled area, greenhouse and enclosed to all sides with access available to the front.

Agents Note

None of the services or appliances mentioned in these sale particulars have been tested. It should also be noted that measurements quoted are given for guidance only and are approximate and should not be relied upon for any other purpose.

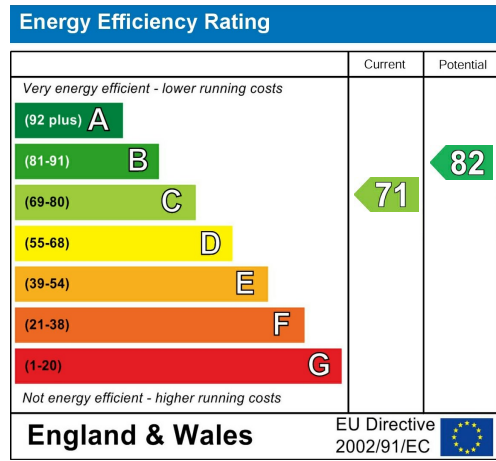
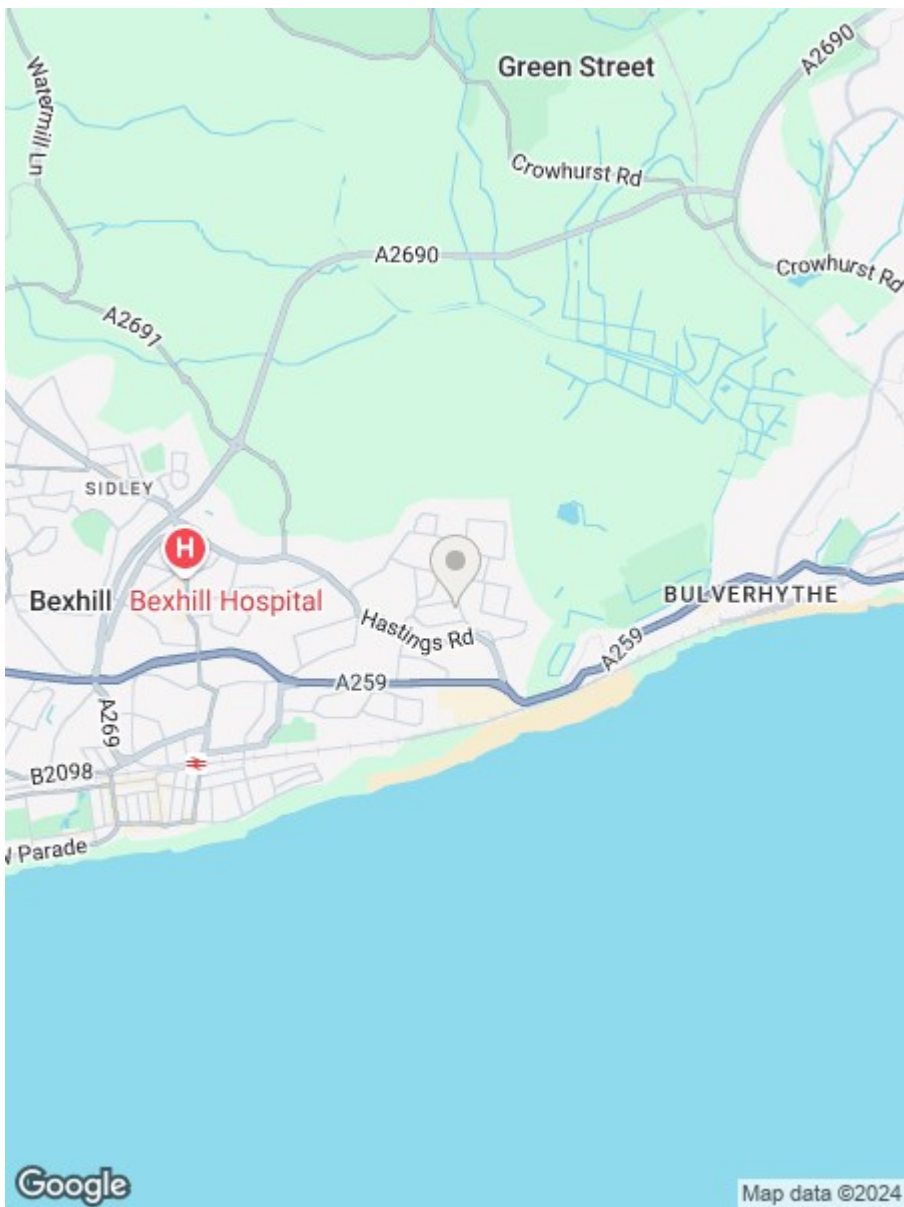




TOTAL FLOOR AREA : 1579 sq.ft. (146.7 sq.m.) approx.

Whilst every attempt has been made to ensure the accuracy of the floorplan contained here, measurements of doors, windows, rooms and any other items are approximate and no responsibility is taken for any error, omission or mis-statement. This plan is for illustrative purposes only and should be used as such by any prospective purchaser. The services, systems and appliances shown have not been tested and no guarantee as to their operability or efficiency can be given.

Made with Metropix ©2024



**RUSH
WITT &
WILSON**

**Residential Estate Agents
Lettings & Property Management**



**3 Devonshire Road
Bexhill-on-Sea
East Sussex
TN40 1AH
Tel: 01424 225588
bexhill@rushwittwilson.co.uk
www.rushwittwilson.co.uk**